

A Complete House of Scientific and Laboratory Equipment

PRODUCT CATALOGUE

Hospital Furniture

OT Tables & Lights

Medical Equipments

Blood Bank Equipments

Mortuary Equipments

Laboratory Equipments



Deals in:-

*Biological Models | Demonstrational Acrylic Models | Working Models | Soda Glassware | Borosilicate Glassware
Laboratory Plasticware Porcelainware | Physics Lab Instruments Chemistry & Biology Lab Instruments | Math Lab
Instruments | Electronic Lab Instruments Mechanical Lab Instruments | Pharmacy Lab Instruments | Electrical Lab
Instruments | Oil & Petroleum Lab Instruments Analysis & Diagnostic Lab Instruments | Microscopes.*

ELECTRICAL ICU BED SS101

- | MS powder coated frame work.
- | Perforated powder coated Four sections Top.
- | SS/Aluminium Protective Side railing.
- | Remote controlled Backrest, Leg rest, Height adjustment and Trendalburg/ Reverse trendalburg with battery backup.
- | 125 mm castors, 2 with brakes.
- | Detachable ABS Head & foot panels & telescopic IV Rod. Size : 1900L x 900W x 460/750H mm.



MANUAL ICU BED (DELUXE MODEL) SS103

- | MS powder coated frame work.
- | perforated powder coated Four sections Top.
- | Aluminium Protective Side railing.
- | Manually adjustable Backrest, Leg rest Height adjustment and Trendalburg/ Reverse trendalburg with crank system. 125 mm castors, 2 with brakes.
- | Detachable ABS Head & foot panels & telescopic IV Rod. Size : 1900L x 900W x 460/750H mm.



MANUAL ICU BED (SUPER DELUXE MODEL) SS102

- | MS powder coated frame work.
- | Perforated powder coated Four sections Top.
- | Tuck away ABS Side railing.
- | Adjustable Backrest, Leg rest, Height adjustment and Trendalburg/ Reverse trendalburg with crank system. 125 mm castors, 2 with brakes.
- | Detachable ABS Head & foot panels & telescopic IV Rod. Size : 1900L x 900W x 460/750H mm.

Deals in:-

Biological Models | Demonstrational Acrylic Models | Working Models | Soda Glassware | Borosilicate Glassware
Laboratory Plasticware Porcelainware | Physics Lab Instruments Chemistry & Biology Lab Instruments | Math Lab
Instruments | Electronic Lab Instruments Mechanical Lab Instruments | Pharmacy Lab Instruments | Electrical Lab
Instruments | Oil & Petroleum Lab Instruments Analysis & Diagnostic Lab Instruments | Microscopes.



MANUAL ICU BED SS104

- | MS powder coated frame work.
- | Perforated powder coated Four sections Top.
- | SS Head & foot panel & SS Side railing.
- | Manually adjustable Backrest, Leg rest Height adjustment and Trendalburge/ Reverse trendalburg with crank system.
- | Mounted on four 125 mm castors, 2 with brakes.
- | Size : - 1900 L x 900W x 460/750H mm.



FULL FOWLER BED (DELUXE MODEL) SS105

- | MS powder coated frame work.
- | Perforated powder coated Four sections Top.
- | Aluminum Protective Side railing.
- | Manually adjustable Backrest, Leg rest with crank.
- | Mounted on four 125 mm castors, 2 with brakes.
- | Detachable ABS Head & foot panels & telescopic IV Rod. Size : 1900L x 900W x 600H mm



FULL FOWLER BED WITH ABS PANEL SS106

- | MS powder coated frame work.
- | Perforated powder coated Four sections Top.
- | Manually adjustable Backrest, Leg rest with crank.
- | Mounted on four 125 mm castors, 2 with brakes.
- | Detachable ABS Head & foot panels & telescopic IV Rod. Size : 1900L x 900W x 600H mm

Deals in:-

Biological Models / Demonstrational Acrylic Models / Working Models / Soda Glassware / Borosilicate Glassware Laboratory Plasticware Porcelainware / Physics Lab Instruments Chemistry & Biology Lab Instruments / Math Lab Instruments / Electronic Lab Instruments Mechanical Lab Instruments / Pharmacy Lab Instruments / Electrical Lab Instruments / Oil & Petroleum Lab Instruments Analysis & Diagnostic Lab Instruments / Microscopes.

FULL FOWLER BED WITH SS PANEL SS107

- | MS powder coated frame work.
- | Perforated powder coated Four sections Top.
- | Detachable SS Head & Foot Panel and SS Protective Side railing.
- | Manually adjustable Backrest, Leg rest with crank.
- | Mounted on four 125 mm castors, 2 with brakes.
- | Size : 1900 L x 900W x 600H mm.



FULL FOWLER BED SS PANEL SS108

- | MS powder coated frame work.
- | Perforated powder coated Four sections Top.
- | Detachable SS Head & Foot Panel.
- | Manually adjustable Backrest, Leg rest with crank system. 125 mm castors, 2 with brakes.
- | Size : 1900 L x 900W x 600H mm.

FULL FOWLER BED SS109

- | MS powder coated frame work.
- | Perforated powder coated Four sections Top.
- | MS Head & Foot Panel with unequal height.
- | Manually adjustable Backrest, Leg rest with crank system. 125 mm castors, 2 with brakes.
- | Size : 1900L x 900W x 600H mm.



SEMI FOWLER BED (DELUXE MODEL) SS110

- | MS powder coated frame work.
- | Perforated powder coated Two sections Top.
- | Aluminum Protective Side railing.
- | Manually adjustable Backrest with crank system.
- | Detachable ABS Head & foot panels & telescopic IV Rod. Size : 1900L x 900W x 600H mm.



Deals in:-

Biological Models | Demonstrational Acrylic Models | Working Models | Soda Glassware | Borosilicate Glassware
Laboratory Plasticware Porcelainware | Physics Lab Instruments Chemistry & Biology Lab Instruments | Math Lab
Instruments | Electronic Lab Instruments Mechanical Lab Instruments | Pharmacy Lab Instruments | Electrical Lab
Instruments | Oil & Petroleum Lab Instruments Analysis & Diagnostic Lab Instruments | Microscopes.



SEMI FOWLER BED ABS PANEL SS111

- | MS powder coated frame work.
- | Two sections Top, adjustable Backrest with crank.
- | Detachable ABS Head & foot panels & telescopic IV Rod. Size : 1900L x 900W x 600H mm.



SEMI FOWLER BED WIRE MESS SS113

- | MS powder coated frame work.
- | MS wire Mess platform, Adjustable Backrest.
- | 125 mm castors 2 with brakes.
- | Stainless steel Head & foot panels.
- | Size : 1900L x 900W x 600H mm.



SEMI FOWLER BED SS PANEL SS112

- | MS powder coated frame work.
- | Perforated platform with Adjustable Backrest.
- | Stainless steel Head & foot panels.
- | Size : 1900L x 900W x 600H mm



SEMI FOWLER BED ECONOMY MODEL SS114

- | MS powder coated frame work.
- | Perforated sheet platform with Adjustable Backrest.
- | MS Head & foot panels with unequal height.
- | Size : 1900L x 900W x 600H mm.

Deals in:-

Biological Models | Demonstrational Acrylic Models | Working Models | Soda Glassware | Borosilicate Glassware
Laboratory Plasticware Porcelainware | Physics Lab Instruments Chemistry & Biology Lab Instruments | Math Lab
Instruments | Electronic Lab Instruments Mechanical Lab Instruments | Pharmacy Lab Instruments | Electrical Lab
Instruments | Oil & Petroleum Lab Instruments Analysis & Diagnostic Lab Instruments | Microscopes.



**HOSPITAL PLAIN BED SS PANEL
SS115**

- | MS powder coated frame work.
- | CRCA perforated sheet platform.
- | SS Head & foot panels.
- | Size : 1800L x 900W x 600H mm.



**HOSPITAL PLAIN BED
SS116**

- | MS powder coated frame work.
- | Perforated Sheet platform.
- | MS Head & foot panels.
- | Size : 1800L x 900W x 600H mm



**PLAIN BED WIRE MESS
SS117**

- | MS powder coated frame work.
- | Wire mess platform top.
- | MS Head & foot panels.
- | Size : 1800L x 900W x 600H mm



**ATTENDANT BED
SS118**

- | MS powder coated frame work.
- | Perforated Sheet platform.
- | Size : 1800L x 600W x 450H mm.



**PAEDIATRIC BED
SS119**

- | MS powder coated frame work.
- | Single Section Top platform
- | MS tubular Head & Foot Panels.
- | Full Length Up down MS tubular Railing.
- | Size : 1350L x 750W x 600H mm.



**SS BABY COT
SS120**

- | Stainless steel tubular frame work.
- | SS Top platform & SS Panels.
- | 5 cm thick PU form Mattress.
- | Full Length Up down MS tubular Railing.
- | Size : 900L x 600W x 600H mm.

Deals in:-

Biological Models / Demonstrational Acrylic Models / Working Models / Soda Glassware / Borosilicate Glassware
Laboratory Plasticware Porcelainware / Physics Lab Instruments Chemistry & Biology Lab Instruments / Math Lab
Instruments / Electronic Lab Instruments Mechanical Lab Instruments / Pharmacy Lab Instruments / Electrical Lab
Instruments / Oil & Petroleum Lab Instruments Analysis & Diagnostic Lab Instruments / Microscopes.



BABY CHANGING TABLE
SS121

- | SS frame work, PU foam mattress top.
- | 3 side border and Under shelf provision.
- | Size : 80L x 45W x 90H cm.



BABY CRADLE
SS122

- | MS tubular frame work powder coated finishing.
- | SS wire mess bucket.

BED MATTRESS

SS131

- | High density PU foam.
- | Water proof Rexene Material in Blue/Black/brown/Sky Blue colours.
- | Size : 1800L x 900W x 150/125/100/75/50H mm.



HOSPITAL BED ACCESSORIES




ABS RAILING
SS 131 (A)



ABS PANEL
SS 131 (B)



SS PANEL
SS 131 (C)



ALUMINUM RAILING
SS 131 (D)



SS RAILING
SS 131 (E)



TELESCOPIC IV ROD
SS 131 (F)



PATIENT EXAMINATION COUCH

ET101

- | MS CRCA sheet structure with Epoxy Powder Coated. Adjustable backrest on gas spring pump.
- | Top covered with 50mm Thick PU foam mattress.
- | Provision of Three Individual Drawers & Cabinets.
- | Size : 1830 (L) x 600 (W) x 810 (H) mm



PATIENT EXAMINATION COUCH

ET102

- | MS CRCA sheet structure with Epoxy Powder Coated. Top covered with 50mm Thick PU mattress.
- | Two Individual Drawers & Cabinets.
- | Size : 1830(L) x 600(W) x 810(H) mm



EXAMINATION TABLE

ET103

- | MS tubular frame work with powder coated finishing.
- | Plain top covered with 50 mm thick PU mattress.
- | Size : 180(L) x 60(W) x 76(H) Cm.



EXAMINATION TABLE (2 SECTION)

ET104

- | MS tubular frame work with powder coated finishing.
- | Two section top covered with 50 mm thick PU mattress. Size : 180(L) x 60(W) x 76(H) Cm.



ELECTRICAL EXAMINATION COUCH

ET105

- | Mild steel frame work with powder coated finishing.
- | Remote controlled Height adjustable from 560-1000 mm. Top is covered with 50 mm PU mattress.
- | Manually Adjustable Head section. 125 mm castors.

Deals in:-

Biological Models / Demonstrational Acrylic Models / Working Models / Soda Glassware / Borosilicate Glassware
Laboratory Plasticware Porcelainware / Physics Lab Instruments Chemistry & Biology Lab Instruments / Math Lab
Instruments / Electronic Lab Instruments Mechanical Lab Instruments / Pharmacy Lab Instruments / Electrical Lab
Instruments / Oil & Petroleum Lab Instruments Analysis & Diagnostic Lab Instruments / Microscopes.

DELIVERY BED CUM EXAMINATION TABLE DT101

- | Mild steel tubular frame work in powder coated finishing.
- | Manually Adjustable backrest on ratchet.
- | Provision of primal "U" cut at end.
- | Accessories SS bowl, lithotomic rods, IV rod & 50 mm thick PU mattress. Size : 1800(L) x 600(W) x 760(H) mm.



GYNE. DELIVERY TABLE (THREE SECTION) DT102

- | Stainless steel tubular Frame work.
- | Top in three section covered with 50mm PU foam Mattress.
- | Manually Adjustable Back Rest, Seat Rest and Leg section. Leg section equipped with "U" cut.
- | Accessories : Lithotomic rods, side Push Handle, SS IV Rod & SS bowl.
- | Size : 1800(L) x 600(W) x 760(H) mm.



DELIVERY TABLE (THREE SECTION) DT103

- | Stainless steel tubular Frame work.
- | Three section top covered with 50mm PU foam Mattress.
- | Manually Adjustable Back Rest, Leg section.
- | Leg section equipped with "U" cut.
- | Accessories: - Lithotomic rods, side Push Handle, SS IV Rod and SS bowl.
- | Size : 1800(L) x 600(W) x 760(H) mm



OBSTETRIC DELIVERY BED DT104

- | Mild steel tubular frame work in powder coated finishing.
- | Accessories : - Lithotomic rods, SS IV Rod and SS bowl & 50 mm PU foam Mattress
- | Dimensions :
 - i) Body Section: 1350(L) x 920(W) x 850(H) mm.
 - ii) Leg Section: 680(L) x 920(W) x 850(H) mm.



Deals in:-

Biological Models | Demonstrational Acrylic Models | Working Models | Soda Glassware | Borosilicate Glassware
Laboratory Plasticware Porcelainware | Physics Lab Instruments Chemistry & Biology Lab Instruments | Math Lab
Instruments | Electronic Lab Instruments Mechanical Lab Instruments | Pharmacy Lab Instruments | Electrical Lab
Instruments | Oil & Petroleum Lab Instruments Analysis & Diagnostic Lab Instruments | Microscopes.

HYDRAULIC DELIVERY BED

DT105

- | Mild Steel tubular frame work.
- | Height adjustable with foot operated Hydraulic pump.
- | Three section Top with High density PU form Mattress.
- | Mounted on 12 cm castors, 2 with brakes.
- | Provision of IV rod and Basin under top.
- | Side rail on the head side for holding hands.
- | Pre treated and epoxy powder coated finishing.

Technical Specification

- i) Height : - 500mm to 800mm (\pm 25mm).
- ii) Total Length 800 to 1500 mm (\pm 25mm).
- iii) Body section : 800mm x 300mm.
- iv) Leg section : 700mm x 300mm.



TELESCOPIC DELIVERY TABLE

DT106

Table top in three section backrest adjustable on ratchet.
Middle section with U cut & leg section can slide completely under main frame.
The whole top can be tilted to trendelenburg position with the help of Gas spring.
Accessories : Side Railing, Hand grip, IV stand, SS bowl and lithotomic with strip. Size : 1870L x 680W x 800H.



GYNE DELIVERY BED

DT107

- | Stainless steel tubular Frame work.
- | Adjustable head section.
- | Movable leg section on 75mm castors, 2 with breaks.
- | 50 mm thick PU foam Mattress.
- | Accessories: - Lithotomic rods, side Push Handle, SS IV Rod and SS bowl & 50 mm PU foam Mattress.
- | Size : 1830L x 610W x 800H mm.



Deals in:-

Biological Models | Demonstrational Acrylic Models | Working Models | Soda Glassware | Borosilicate Glassware
Laboratory Plasticware Porcelainware | Physics Lab Instruments Chemistry & Biology Lab Instruments | Math Lab
Instruments | Electronic Lab Instruments Mechanical Lab Instruments | Pharmacy Lab Instruments | Electrical Lab
Instruments | Oil & Petroleum Lab Instruments Analysis & Diagnostic Lab Instruments | Microscopes.



BED SIDE TABLE
SS140

- | SS Tubular Frame work.
- | Three SS sheet shelves.
- | Size : 35L x 35W x 90H cm.



BED SIDE LOCKER
SS141

- | MS tubular Framework,
- | Powder coated finishing.
- | CRCA sheet cabinet, SS top.
- | Size : 35(L) x 35(W) x 80(H)cm.



BED SIDE LOCKER
SS142

- | CRCA Sheet structure
- | Covered from three sides.
- | One Cabinet, Drawer and SS Top
- | Mounted 2 x 50mm castors.
- | Size: 40L x 40W x 82H cm.



MEDICINE CABINET
SS143

- | Painted CRCA sheet structure.
- | Two glass doors & two removable glass selves.
- | Bottom cabinet with key locking facility. Size:180Hx75Wx45D cm.



INSTRUMENT CABINET
SS144

- | Painted CRCA sheet structure.
- | Single glass door & four removable glass selves.
- | Size:180Hx75Wx45D cm



INSTRUMENT TROLLEY
3 SHELVES SS145

- | Stainless steel Framework.
- | 3 SS shelves and SS railing.
- | 4 x 100 castors, 2 with brakes.
- | Size : 75L x 60W x 100H cm.

INSTRUMENT TROLLEY
SS146

- | Stainless steel Framework.
- | 2 SS shelves and SS railing.
- | 4 x 100 castors, 2 with brakes.
- | Size : 60L x 50W x 82H cm.



DRESSING TROLLEY
SS147

- | Stainless steel Framework,
- | 2 SS shelves and SS railing.
- | SS bucket and Bowl.
- | 4 x 100 castors, 2 with brakes.
- | Size : 92L x 50W x 82H cm.



Deals in:-

*Biological Models | Demonstrational Acrylic Models | Working Models | Soda Glassware | Borosilicate Glassware
Laboratory Plasticware Porcelainware | Physics Lab Instruments Chemistry & Biology Lab Instruments | Math Lab
Instruments | Electronic Lab Instruments Mechanical Lab Instruments | Pharmacy Lab Instruments | Electrical Lab
Instruments | Oil & Petroleum Lab Instruments Analysis & Diagnostic Lab Instruments | Microscopes.*



**MEDICINE TROLLEY
SS148**

- | Stainless steel Framework.
- | SS shelves, SS railing & SS drawer.
- | 4 x 100 castors, 2 with brakes.
- | Size : 60L x 50W x 82H cm.



**MEDICINE TROLLEY
4 DRAWERS SS149**

- | MS Tubular frame work, powder coated finishing.
- | 2 SS shelves & 4 drawer.
- | Size : 60L x 50W x 82H cm.



**MEDICATION CART
SS150**

- | SS Framework, SS shelves & railing.
- | Provision of 6 drawers with key lock.
- | 4 x 100 castors, 2 with brakes.
- | Size : 900L x 500W x 1000H mm.



**OXYGEN CYLINDER TROLLEY
SS151**

CRASH CART TROLLEY SS152

- | Stainless Steel tubular frame work.
- | Six colour removable bins.
- | Two Polystyrene storage units with three drawers each.
- | 4 x 12 cm castors, 2 with Brakes.
- | Provision of Cylinder Holder & SS IV rod.
- | Two SS Shelves and SS push Handle.
- | Size : 940 L x 500 W x 1535 H mm.



MAYO TROLLEY SS153

- | Mild steel powder coated frame work.
- | 4 x 50 mm castors.
- | Manually adjustable height.
- | Height adjustable - 750 to 1250mm.



SS MAYO TROLLEY SS154

- | SS frame work, Removable SS tray.
- | 4 x 50 mm castors.
- | Manually adjustable height.
- | Height adjustable - 750 to 1250mm.

Deals in:-

Biological Models | Demonstrational Acrylic Models | Working Models | Soda Glassware | Borosilicate Glassware
Laboratory Plasticware Porcelainware | Physics Lab Instruments Chemistry & Biology Lab Instruments | Math Lab
Instruments | Electronic Lab Instruments Mechanical Lab Instruments | Pharmacy Lab Instruments | Electrical Lab
Instruments | Oil & Petroleum Lab Instruments Analysis & Diagnostic Lab Instruments | Microscopes.



OVER BED TABLE SS155

- | Mild steel powder coated frame work.
- | Laminated wooden top.
- | 4 x 50 mm castors.
- | Manually adjustable height.
- | Size : 750L x 350W x 820/960H mm.



OVER BED TABLE FIX HEIGHT SS156

- | MS powder coated tubular frame work.
- | Laminated board Top. 5 cm. castors.
- | Size : 106(L) x 45(W) x 90(H) cm.

HYDRAULIC OVER BED TABLE SS157

- | MS powder coated frame work.
- | Laminated wooden top, 4 x 50 mm castors.
- | Adjustable Height with Gas Spring mechanism.
- | Size : 750L x 350W x 820/960H mm.



OVER BED TABLE SCREW HANDLE SS158

- | MS powder coated frame work.
- | Laminated wooden top, 4 x 50 mm castors.
- | Height adjustment with side crank handle.
- | Size : 750L x 350W x 820/960H mm.



FOLDING STRETCHER 2 FOLD SS159

- | Light weight Aluminium Columns.
- | Teflon cloth in orange colour, Two Safety Strips.
- | Self weight 6.5 Kg, Carrying Capacity : - 150 kgs.
- | Unfold size: - 220L x 60W x 13H Cm.
- | Folded size 110L x 10W x 15H cm.



FOLDING STRETCHER SS160

- | MS powder coated tubular Columns.
- | Canvas Cloth top, Two Safety Strips.
- | Unfold size : 220L x 60W x 13H Cm.

Deals in:-

Biological Models | Demonstrational Acrylic Models | Working Models | Soda Glassware | Borosilicate Glassware
Laboratory Plasticware Porcelainware | Physics Lab Instruments | Chemistry & Biology Lab Instruments | Math Lab
Instruments | Electronic Lab Instruments | Mechanical Lab Instruments | Pharmacy Lab Instruments | Electrical Lab
Instruments | Oil & Petroleum Lab Instruments | Analysis & Diagnostic Lab Instruments | Microscopes.



PATIENT STRETCHER TROLLEY SS161

- | MS powder coated Structure.
- | 150mm castor, 2 with breaks.
- | Removable stretcher with adjustable back rest.
- | 50 mm PU foam mattress & IV Rod.
- | Size : 2030(L) x560(W) x820(H) mm.



STRETCHER TROLLEY SS163

- | Strong MS powder coated Structure.
- | 150mm castor, 2 with breaks.
- | Removable stretcher.
- | Size : 2030(L) x560(W) x820(H) mm.



EMERGENCY RECOVERY TROLLEY SS165

- | Strong MS powder coated Structure.
- | Foot operated hydraulic pump for height adjustable.
- | Gas Spring Pump for obtain Trend/Rev. Trend Position.
- | Two sectional X-Ray permeable top with head raise on ratchet.
- | 12 cm castors, 2 with brakes.
- | Provision of Safety side railing, SS IV rod & cylinder cage.
- | Size : 210L x 65W X 65/95H cm



PATIENT STRETCHER TROLLEY SS162

- | Strong MS powder coated Structure.
- | 150 mm castor, 2 with breaks.
- | Removable stretcher, IV Rod & cylinder cage.
- | Size: 2030(L) x560(W) x820(H) mm.



PATIENT STRETCHER TROLLEY SS164

- | MS/SS frame work, stretcher with adjustable back rest.
- | 150 mm castor, 2 with breaks.
- | 50 mm mattress, SS Safety side railing
- | Size : 2030(L) x560(W) x820(H) mm.

Deals in:-

Biological Models | Demonstrational Acrylic Models | Working Models | Soda Glassware | Borosilicate Glassware
Laboratory Plasticware Porcelainware | Physics Lab Instruments Chemistry & Biology Lab Instruments | Math Lab
Instruments | Electronic Lab Instruments Mechanical Lab Instruments | Pharmacy Lab Instruments | Electrical Lab
Instruments | Oil & Petroleum Lab Instruments Analysis & Diagnostic Lab Instruments | Microscopes.



SCOOP STRETCHER SS166



SPINE BOARD SS167



AMBULANCE STRETCHER SS170

**HEAD IMMOBILIZER
SS168**



**FOLDING WHEELCHAIR
SS169**

- | Chrome plated finish.
- | Size : 105L x 65W x 93H cm.



**WHEEL CHAIR WITH CUSHION SEAT
SS171**

- | Seat and Back covered with thick PU form Cushion. Size : 105L x 65W x 93H cm.



FOOT STEP STOOL SINGLE/DOUBLE SS172

- | MS powder coated Tubular Frame work.
- | MS Sheet top covered with non Slip rubber sheet.
- | Single Stool Size : 470 x 250 x 200 mm.
- | Double Stool Size : 470 x 550 x 430 mm.

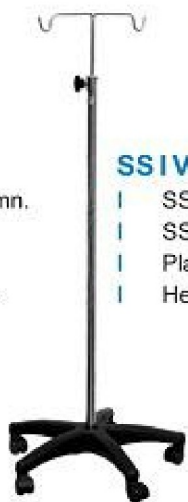
Deals in:-

Biological Models | Demonstrational Acrylic Models | Working Models | Soda Glassware | Borosilicate Glassware
Laboratory Plasticware Porcelainware | Physics Lab Instruments Chemistry & Biology Lab Instruments | Math Lab
Instruments | Electronic Lab Instruments Mechanical Lab Instruments | Pharmacy Lab Instruments | Electrical Lab
Instruments | Oil & Petroleum Lab Instruments Analysis & Diagnostic Lab Instruments | Microscopes.



IV STAND SS173

- | MS powder coated Tubular Column.
- | Plastic base with 5 cm castor.
- | SS IV Rod with two hook.
- | Height Adjustment : 130 - 240 cm



SS IV STAND SS174

- | SS Tubular Column,
- | SS IV Rod with two/four hooks.
- | Plastic base with 5 cm castor.
- | Height Adjustment: 130-240 cm



SS IV STAND SS175

- | SS Tubular Column
- | SS IV Rod, 2/4 hooks.
- | SS Base on 5 cm castors.
- | Height Adj : 130 - 240 cm



BASIN STAND SS176

- | MS powder coated Tubular Column.
- | Plastic Base with 5 cm castors.
- | SS removable Bowls.



KICK BUCKET SS177



VISITOR STOOL SS178

- | MS powder coated Structure.
- | Size : 30L x 30W x 45Hcm.



REVOLVING STOOL SS179

- | MS powder coated frame work & SS top of 300 dia.
- | Size : Ht. 48 to 66 cm



SS REVOLVING STOOL SS180

- | SS tubular frame work & SS top.
- | Adjustable height on screw mechanism.
- | Size : Ht. 480 to 660 mm.

Deals in:-

Biological Models / Demonstrational Acrylic Models / Working Models / Soda Glassware / Borosilicate Glassware
Laboratory Plasticware Porcelainware / Physics Lab Instruments Chemistry & Biology Lab Instruments / Math Lab
Instruments / Electronic Lab Instruments Mechanical Lab Instruments / Pharmacy Lab Instruments / Electrical Lab
Instruments / Oil & Petroleum Lab Instruments Analysis & Diagnostic Lab Instruments / Microscopes.




SS STOOL SS181

- | SS tubular frame work.
- | Cushion seat top
- | Size : 35x35x50cm



HYDRAULIC STOOL SS182

- | Cushion Seat.
- | Height adj. on Hydraulic pump.
- | Plastic base on 5 cm castors.



BED SIDE SCREEN SS183

- | MS powder coated Frame work.
- | 4 equal partitions, 5 cm castors.
- | Size : 270L x 180 H cm.



LINEN TROLLEY SS184

- | SS tubular trolley.
- | Removable Plastic bucket.
- | 75 mm castors.



LINEN TROLLEY SS185

- | MS powder coated trolley.
- | Removable canvas bag.
- | 75 mm castors.



BIO MEDICAL WASTE BIN SS186

- | SS tubular frame work.
- | Pedal operated Colour Bins.
- | 100 mm castors, 2 with Breaks.



**FUMIGATOR
SS187**



**FOGGER FUMIGATOR
SS188**



**AUTOClave
SS189**

Deals in:-

Biological Models | Demonstrational Acrylic Models | Working Models | Soda Glassware | Borosilicate Glassware
Laboratory Plasticware Porcelainware | Physics Lab Instruments Chemistry & Biology Lab Instruments | Math Lab
Instruments | Electronic Lab Instruments Mechanical Lab Instruments | Pharmacy Lab Instruments | Electrical Lab
Instruments | Oil & Petroleum Lab Instruments Analysis & Diagnostic Lab Instruments | Microscopes.



SUCTION MACHINE
SS190



PHOTO THERAPY
SS191



INFANT WARMER
SS192



INFANTOMETER
SS194

- | Made from ABS plastic material.
- | Measuring Range : - 10 -100 Cm, Graduation: - 1mm
- | Dimensions: - 111 x 33 x 12 cm.



INFANTOMETER
SS195

- | Made from acrylic material.
- | Measuring Range : - 90 Cm, Graduation : - 1mm

STADIOMETER WITH WEIGHING SCALE
SS196

- | with 150kg Manual weighing scale.



STADIOMETER
SS197

- | Made from unbreakable ABS Plastic material.
- | Vertical Rod can be dismantling into Four Parts.
- | Measuring range 20 - 205 cm, Graduation 1mm.
- | Fully folding and portable, Light weight unit.



Deals in:-

Biological Models | Demonstrational Acrylic Models | Working Models | Soda Glassware | Borosilicate Glassware
Laboratory Plasticware Porcelainware | Physics Lab Instruments Chemistry & Biology Lab Instruments | Math Lab
Instruments | Electronic Lab Instruments Mechanical Lab Instruments | Pharmacy Lab Instruments | Electrical Lab
Instruments | Oil & Petroleum Lab Instruments Analysis & Diagnostic Lab Instruments | Microscopes.



BABY SCALE (MANUAL)
SS198



BABY SCALE (DIGITAL)
SS199



ADULT WEIGHING SCALE
SS200



X RAY VIEW BOX
SS201



BINOCULAR MICROSCOPE
SS202



PORTABLE AUTOCLAVE
SS203



FEMALE URINAL POT
SS204



MALE URINAL POT
SS205



SOULTION BOWL
SS206



KIDNEY TRAY
SS207



INSTRUMENT TRAY
SS208



DRESSING DRUM
SS209

Deals in:-

*Biological Models | Demonstrational Acrylic Models | Working Models | Soda Glassware | Borosilicate Glassware
Laboratory Plasticware Porcelainware | Physics Lab Instruments Chemistry & Biology Lab Instruments | Math Lab
Instruments | Electronic Lab Instruments Mechanical Lab Instruments | Pharmacy Lab Instruments | Electrical Lab
Instruments | Oil & Petroleum Lab Instruments Analysis & Diagnostic Lab Instruments | Microscopes.*

MOBILE OT LIGHTS

**SINGLE DOME
DELUX MODEL
(SS 401)**



**SINGLE DOME
SS 402**



**4 REF. MOBILE
LIGHT SS 403**



**3 REF. MOBILE
LIGHT SS 404**



Model No.	Name	Intensity	Halogen	Reflection	Color Temp.	Temp. Increase Dia of Head Area	Dome Area	Finish
SS 401	20" fibric dome deluxe model	90000±10% Lux	24V-150W	Diachronic	4300k	2-4C	20"	Over Backed
SS 402	20" mobile OT simple	50000±10% Lux	24V-70W	Diachronic	4300k	2-4C	20"	Over Backed
SS 403	4 ref mobile	50000±10% Lux	24V-70W	Diachronic	4300k	2-4C	22"	Over Backed
SS 404	3 ref	60000±10% Lux	24V-70W	Diachronic	4300k	2-4C	22"	Over Backed

CEILING OT LIGHTS

**SINGLE DOME LIGHT
SS411**



**4 REF. LIGHT
SS412**



**7 REF. LIGHT
SS413**



**3 REF. LIGHT
SS414**



**7+4 REF. LIGHT
SS415**



**4+4 REF. LIGHT
SS416**



**DOUBLE DOME OT LIGHT
SS417**



Model No.	Name	Intensity	Halogen	Color	Temp. Temp.	Dome Increase Dia of Head Area	Area
SS 411	20" fiber single dome deluxe	90000± Lux	24V-150W	Diachronic	4300k	2-4C	20"
SS 412	4 reflector single dome	50000± Lux	24V-70W	Diachronic	4300k	2-4C	22"
SS 413	7 reflector single dome	75000± Lux	24V-70W	Diachronic	4300k	2-4C	28"
SS 414	3 reflector single dome	60000± Lux	24V-70W	Diachronic	4300k	2-4C	22"
SS 415	4+7 reflector	11000± Lux	24V-70w	Diachronic	4300K	2-4C	22"/28"
SS 416	4+4 reflector	80000± Lux	24V-70w	Diachronic	4300K	2-4C	22"/22"
SS 417	1+1 fiber model deluxe	125000+-Lux	24V-150w	Diachronic	4300K	2-4C	20"/20"

Deals in:-

Biological Models / Demonstrational Acrylic Models / Working Models / Soda Glassware / Borosilicate Glassware Laboratory Plasticware Porcelainware / Physics Lab Instruments Chemistry & Biology Lab Instruments / Math Lab Instruments / Electronic Lab Instruments Mechanical Lab Instruments / Pharmacy Lab Instruments / Electrical Lab Instruments / Oil & Petroleum Lab Instruments Analysis & Diagnostic Lab Instruments / Microscopes.



SS 421

LED OT LIGHTS

luminance	: 125000 Lux
Spot Diameter	: - 100 - 150 mm.
Dept illumination	: 10 - 15 cm
Color temp.	: 3200 - 5200 K
Focusing	: Manual
LED Average Life	: >50000 Hrs.
Power Supply	: 220V/50Hz AC.



SS 422



SS 423



SS 424



SS 425

ELECTRIC C ARM OT TABLE SS501

- Four sectional radiolucent top.
- Eccentrically positioned top for maximum access for movement of C-ARM image intensifier.
- Base and cover made of heavy & hygienic stainless steel sheet.
- Mobile on smooth running castors and floor locking system for stability.
- Leg section and head section are interchangeable.
- Most useful for general surgery and certain special surgical procedure.
- Smooth and accurate positioning by remote control for up - down, trendleburg/reverse trendleburg lateral tilt and head side raising lowering.



Technical Specification

- Overall length of table top: - 1950mm.
- Overall width of table top: -500mm.
- Up-down movement 770 to 1020mm.
- Kidney Section Up: - 150mm.
- Trendelenburg position: - 25o.
- Trendelenburg & Reverse position: - 25o.
- Lateral tilt - 20o (Both sides).
- Flex/Reflex position - 30o/220o.
- Leg section - 90 o down manual.

Remote Control System Offers

- Up and down position.

Standard Accessories

- Anesthetic screen.
- Shoulder supports with pads.
- Arm boards with pads.
- Side support with pads.
- Black rubberized mattress.

Deals in:-

Biological Models | Demonstrational Acrylic Models | Working Models | Soda Glassware | Borosilicate Glassware
Laboratory Plasticware | Porcelainware | Physics Lab Instruments | Chemistry & Biology Lab Instruments | Math Lab
Instruments | Electronic Lab Instruments | Mechanical Lab Instruments | Pharmacy Lab Instruments | Electrical Lab
Instruments | Oil & Petroleum Lab Instruments | Analysis & Diagnostic Lab Instruments | Microscopes

HYDRAULIC C ARM OT TABLE SS502

- | Radio translucent top in four sections for use of C arm image intensifier.
- | Compatible for orthopedic attachments.
- | Heavy duty smooth gear mechanism to avail all operating positions.
- | Durable heavy duty leak proof hydraulic pump with four pillars.
- | Eccentric top and hydraulic chamber adjusted at one side of base for maximum use of CARM image intensifier.
- | Changeable oil valve for up & down movement of hydraulic pump.
- | Inter changeable head and leg section.
- | One radio translucent hand board and one hand rest with S.S. top for transfusion.



Technical Specification

- | Overall length of table top: - 1950mm.
- | Overall width of table top: -500mm.
- | Up-down movement 770 to 1020mm.
- | Kidney Section Up: - 150mm.
- | Trendelenburg position: - 25o.
- | Trendelenburg & Reverse position: - 25o.
- | Lateral tilt – 20o (Both sides).
- | Flex/Reflex position – 30o/220o.
- | Leg section - 90 o down manual.

Standard Accessories

- | Anesthetic screen.
- | Shoulder supports with pads.
- | Arm boards with pads.
- | Side support with pads.
- | Black rubberized mattress.

HYDRAULIC OT TABLE SS 503

- | S.S. five sectional top with large cut for perineal drainage tray, built kidney bridge. Both side controls. Hydraulic operation tables.
- | Heavy duty mild steel base with nylon wheels for easy mobility or stability with single action foot actuated floor locking.
- | Smooth gear mechanism to avail all operating positions.
- | 50, thick electrically sealed mattress.
- | Provided with all sporting accessories.
- | Durable heavy duty leak proof hydraulic pump with double cylinder concealed in central chamber.
- | Provided with all standard accessories.



TECHNICAL DATA

- | Length of Table Top : - 1810 mm.
- | Width of Table Top : - 500 mm.
- | Up-down Movement : - 772-950 mm.
- | Trendelenburg : -25°.
- | Reverse Trendelenburg : -25°.
- | Lateral Tilt : - 20° . (both sides)
- | Leg Section : - 90° (down manual).

STANDARD ACCESSORIES

- | Anesthetic screen.
- | Shoulder supports with pads.
- | Arm boards with pads.
- | Side support with pads
- | Black rubberized mattress.

Deals in:-

Biological Models | Demonstrational Acrylic Models | Working Models | Soda Glassware | Borosilicate Glassware
Laboratory Plasticware Porcelainware | Physics Lab Instruments Chemistry & Biology Lab Instruments | Math Lab
Instruments | Electronic Lab Instruments Mechanical Lab Instruments | Pharmacy Lab Instruments | Electrical Lab
Instruments | Oil & Petroleum Lab Instruments Analysis & Diagnostic Lab Instruments | Microscopes.



STANDARD ACCESSORIES

- | Anesthetic screen.
- | Shoulder supports with pads.
- | Arm boards with pads.
- | Side support with pads
- | Black rubberized mattress.

ORTHOPEDIC OT TABLE (SS 504)

(Hydraulic CARM Orthopedic OT Table)

- | Radio translucent top in four sections for use of C arm image intensifier.
- | Compatible for orthopedic attachments.
- | Heavy duty smooth gear mechanism to avail all operating positions.
- | Durable heavy duty leak proof hydraulic pump with four pillars.
- | Eccentric top and hydraulic chamber adjusted at one side of base for maximum use of CARM image intensifier.
- | Changeable oil valve for up & down movement of hydraulic pump.
- | Inter changeable head and leg section.
- | One radio translucent hand board and one hand rest with S.S. top for transfusion.
- | Most useful for orthopedic surgery.
- | Specially designed for intra operative X ray & C arm image intensifier.
- | X ray translucent removable pelvis rest with special arrangement for orthopedic operation.
- | Padded orthopedic knee crutches provides support to legs of patient.
- | Two traction device sliding support with ball joints allowing flexion & rotations of foot with traction shoes.
- | Provided with hand traction attachment.

Deals in:-

*Biological Models | Demonstrational Acrylic Models | Working Models | Soda Glassware | Borosilicate Glassware
Laboratory Plasticware Porcelainware | Physics Lab Instruments Chemistry & Biology Lab Instruments | Math Lab
Instruments | Electronic Lab Instruments Mechanical Lab Instruments | Pharmacy Lab Instruments | Electrical Lab
Instruments | Oil & Petroleum Lab Instruments Analysis & Diagnostic Lab Instruments | Microscopes.*